

GE Infrastructure Sensing

Features

- Measure and source thermocouples
- Advanced Cold Junction compensation virtually eliminates errors due to ambient temperature changes
- mA measure, switch test and 24V loop power
- Large backlit display, menu driven interface
- HART® loop resistor
- Robust and weatherproof
- Compact, simple to use, easy to carry
- Convenient, one-handed operation
- Secure grip, impact resistant, elastomer protected

- Plug/play connector for Intelligent Digital Output Sensor (IDOS™) Universal Measurement Modules

Applications

- Temperature test and maintenance
- Transmitter calibration
- Loop set-up and diagnostics
- Switch verification

The DPI 800 Series is a complete range of advanced, robust and simple to use hand-held instruments. Highly cost effective, these tools are ideal for test/calibration of many popular process parameters. Advanced features and technical innovations address more applications in less time and deliver results you can rely on.

DPI 821/822 Druck Thermocouple Loop Calibrator

DPI 821/822 is a GE Druck product. GE Druck has joined other GE high-technology sensing businesses under a new name—GE Infrastructure Sensing.



DPI 821/822 Specifications

	DPI 800	DPI 802	DPI 811	DPI 812	DPI 820	DPI 821	DPI 822	DPI 832	DPI 841	DPI 842
Type	P	P	RTD	°F (°C)	°F (°C)	TC	TC	mA/V	Hz	Hz
Indicator (measure pressure)	✓	✓								
Calibrator (measure or source)			✓	✓		✓	✓	✓	✓	✓
Thermometer (dual input T1, T2, T1 - T2)					✓					
Dual Capability										
mA measure with 24 V loop power		✓		✓			✓	✓		✓
Switch test		✓		✓			✓	✓		✓
HART resistor		✓		✓			✓	✓		✓
IDOS Universal Measurement Modules	①	①	①	①	①	①	①	①	①	①
Features										
Programmable step and ramp output			✓	✓		✓	✓	✓	✓	✓
Hold, scaling, max/min/avg, filter, alarm, tare	✓	✓	✓	✓	✓	✓	✓	✓	✓	✓
25 pressure units, flow scaling, leak test	✓	②	②	②	②	②	②	②	②	②
1000 point data memory, RS232	③	③	③	③	✓	③	③	③	③	③
Applications										
Measurement and monitoring	✓	✓	✓	✓	✓	✓	✓	✓	✓	✓
Indicator, controller and recorder testing	✓	✓	✓	✓		✓	✓	✓	✓	✓
Transmitter maintenance and calibration		✓		✓			✓	✓		✓
Process loop set-up and maintenance		✓		✓			✓	✓		✓
Switch, trip and safety system testing		✓		✓			✓	✓		✓

① Optional (please refer to IDOS datasheet) ② When fitted with IDOS pressure module
③ Optional (please refer to accessories IO800E)

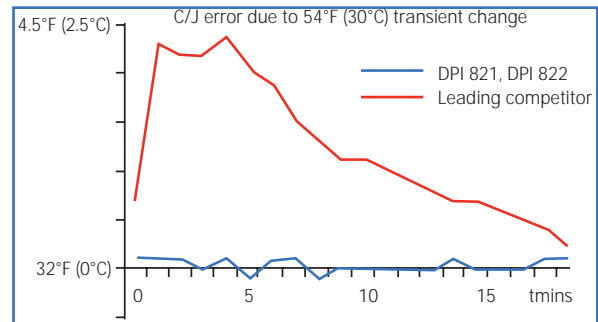
Temperature Test and Measurement

DPI 821 Thermocouple Calibrator

Measures or simulates thermocouple sensors and is the ideal tool for checking probes, indicators and controllers

Unique Cold Junction Compensation

Virtually eliminates ambient temperature errors. (Patent pending)



Advanced Features

Step, ramp, scaling, maximum/minimum/average, and hold facilitate system checks and troubleshooting

Temperature Instrumentation and Loop Maintenance

DPI 822 Thermocouple Loop Calibrator

Provides simultaneous T/C output and mA measurement for transmitter and loop maintenance

24 V Loop Power Supply

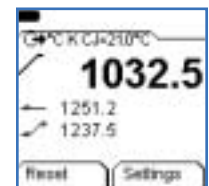
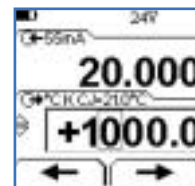
Energizes transmitters and control loops

Automatic Switch Test

Captures open/closed trip values providing a fast and highly accurate "safety system" check

HART Resistor

Can be switched into the loop when required by a HART digital communicator and avoids the inconvenience of carrying a 250 Ω resistor



DPI 821/822 Specifications

IDOS Flexibility

Intelligent Digital Output Sensor (IDOS)

Universal Pressure Modules are available from 10 in H₂O to 10,000 psi (25 mbar to 700 bar).

Total Flexibility

IDOS modules can be used with any compatible instrument; for example, a DPI 822 RTD loop calibrator can become a fully featured pressure calibrator.

Plug and Play

Modules are interchangeable between instruments, requiring no set-up or instrument calibration.

Please refer to IDOS UPM data sheet.

DPI 820 specifications

**Accuracy includes operation from 50°F to 86°F (10°C to 30°C), one year stability and calibration uncertainty*

Type	Standard	*Accuracy	Range
K	IEC 584	1.1°F (0.6°C)	-454°F to 2498°F (-270°C to 1370°C)
J	IEC 584	0.9°F (0.5°C)	-346°F to 2192°F (-210°C to 1200°C)
T	IEC 584	0.6°F (0.3°C)	-454°F to 752°F (-270°C to 400°C)
B	IEC 584	1.8°F (1.0°C)	122°F to 3308°F (50°C to 1820°C)
R	IEC 584	1.8°F (1.0°C)	-58°F to 3216°F (-50°C to 1769°C)
S	IEC 584	2.5°F (1.4°C)	-58°F to 3216°F (-50°C to 1769°C)
E	IEC 584	0.7°F (0.4°C)	-454°F to 1832°F (-270°C to 1000°C)
N	IEC 584	1.1°F (0.6°C)	-454°F to 2372°F (-270°C to 1300°C)
L	DIN 43710	0.6°F (0.3°C)	-328°F to 1652°F (-200°C to 900°C)
U	DIN 43710	0.6°F (0.3°C)	-328°F to 1112°F (-200°C to 600°C)
C		1.8°F (1.0°C)	32°F to 4208°F (0°C to 2320°C)
D		1.8°F (1.0°C)	32°F to 4523°F (0°C to 2495°C)
mV			-10 to 100 mV

**Mid range figure quoted*

Cold Junction Error

0.4°F (0.2°C) maximum error for 86°F (30°C) change in ambient temperature.

Thermocouple connectors

Mini-jack sockets

DPI 822

Measure	Accuracy
0 to 55.000 mA	0.02% reading + 3 counts
Temperature coefficient	14°F to 50°F, 86°F to 122°F: 0.0011% FS/°F (-10°C to 10°C, 30°C to 50°C: 0.002% FS/°C)
Switch detection	Open and closed. 2 mA current
Loop power output	24 V ±10% (35 mA maximum)
HART mA loop resistor	250 Ω (menu selection)
Electrical connectors	4 mm sockets

DPI 800 Series Common Specification

Operating Temperature

14°F to 122°F (-10°C to 50°C)

Storage Temperature

-4°F to 158°F (-20°C to 70°C)

Humidity

0% to 90% non-condensing, Def Stan 66-31, 8.6 Cat III

Shock and Vibration

BS EN61010:2001, Def Stan 66-31, 8.4 Cat III

EMC

BS EN61326-1:1998 + A2:2001

Safety

Electrical BS EN61010:2001. CE marked

Display

Graphic LCD with backlight. Resolution 99999

Size (l x w x h) and Weight

7.1 in x 3.3 in x 2 in (180 mm x 85 mm x 50 mm),
14 oz (400 g)

Batteries

3 AA alkaline, >80 hours measure, 11 hours mA source (24V @ 12 mA)

DPI 821/822 Specifications

Accessories

IO800A

Soft fabric carry case with accessory pocket

IO800B

Belt clip, wrist strap/hanging loop and bench stand

IO800C

NiMH batteries with charger (batteries charged externally)

IO800E

Data logging upgrade and RS232 lead

Log data periodically (1 second to 23 hours 59 minutes 59 seconds) or manually by key press. **Review data** on-screen or upload to a PC via the RS232 interface. No software purchase is necessary as standard Microsoft® applications provide data transfer (HyperTerminal) and analysis (Excel). Alternatively, print directly to a compati-

ble serial printer. **Real time clock** with date. **Memory:** 1000 single or 750 dual reading screens with date and time. **Header tag:** 6 user characters to identify groups of readings. **RS232:** 19.2 k baud, 8 data bits, 1 stop bit, no parity, Xon/Xoff. **Data output:** comma separated ASCII.

Ordering Information

Please state the model number DPI 821 or DPI 822 and accessories as separate items.

Each unit is supplied with batteries, calibration certificate and user guide. The DPI 822 includes a set of electrical test leads.

Related Products

GE is a world leader in the design and manufacture of pressure, temperature and electrical field calibrators, laboratory/workshop calibration equipment and pressure sensors.



©2005 GE Infrastructure Sensing, Inc. All rights reserved.
920-112A



All specifications are subject to change for product improvement without notice. GE® is a registered trademark of General Electric Co. Other company or product names mentioned in this document may be trademarks or registered trademarks of their respective companies, which are not affiliated with GE.

www.gesensing.com